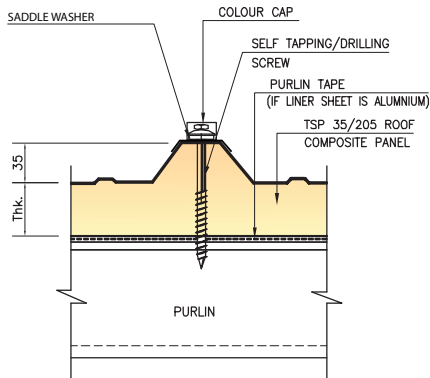


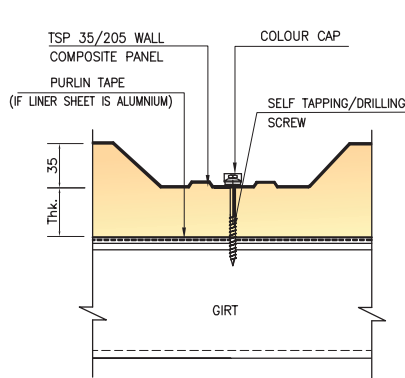
Fixing Techniques For Profiled Composite Panel

TSSC manufactures various range of composite panel. In below the installation and application of composite panel is explained for further details please contact technical support team of TSSC.



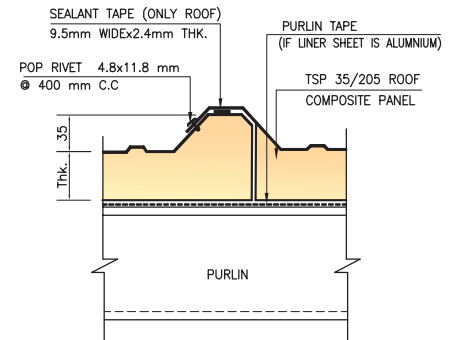
Fixing detail of Roof Composite Panel TSP 35/205

- at every high corrugation on end and overlapping purlins
- at alternative high corrugation on intermediate purlins

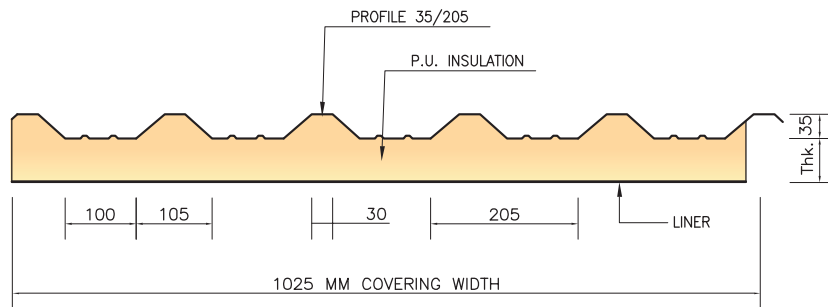


Fixing Detail of Wall composite panel TSP 35/205

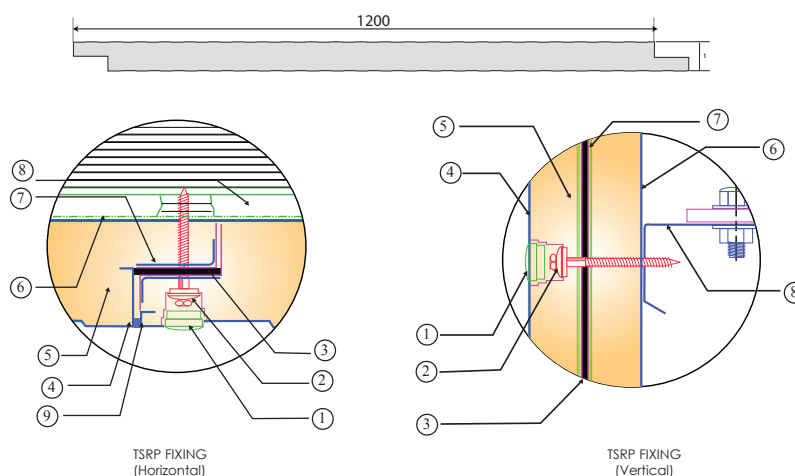
- at every low corrugation on end and overlapping purlins
- at alternative low corrugation on intermediate purlins



Side-lap detail of roof composite panel



Covering width detail of TSP 35/205



ISO Wall Fixing Details

- | | |
|------------------------|----------------------------|
| 1. Color Cap | 6. Aluminium Liner |
| 2. STS screw | 7. Inserted Sheet Flashing |
| 3. Compriband Gasket | 8. Wall Z - purlin |
| 4. Cladding wall sheet | 9. Sealant |
| 5. Injected P.U | |